

DIRECT. ALIGNED. TO THE POINT.



Benchmark Example No. 58

## Automatic computation of spring constant values in BDK

**VERiFiCATION**  
**BE58 Automatic computation of spring constant values in BDK**

VERiFiCATION Manual, Service Pack 2024-4 Build 27

Copyright © 2024 by SOFiSTiK AG, Nuremberg, Germany.

**SOFiSTiK AG**

HQ Nuremberg  
Flataustraße 14  
90411 Nürnberg  
Germany

T +49 (0)911 39901-0  
F +49(0)911 397904

Office Garching  
Parkring 2  
85748 Garching bei München  
Germany

T +49 (0)89 315878-0  
F +49 (0)89 315878-23

[info@sofistik.com](mailto:info@sofistik.com)  
[www.sofistik.com](http://www.sofistik.com)

This manual is protected by copyright laws. No part of it may be translated, copied or reproduced, in any form or by any means, without written permission from SOFiSTiK AG. SOFiSTiK reserves the right to modify or to release new editions of this manual.

The manual and the program have been thoroughly checked for errors. However, SOFiSTiK does not claim that either one is completely error free. Errors and omissions are corrected as soon as they are detected.

The user of the program is solely responsible for the applications. We strongly encourage the user to test the correctness of all calculations at least by random sampling.

**Front Cover**

6th Street Viaduct, Los Angeles Photo: Tobias Petschke

**Overview**

**Element Type(s):** B3D  
**Analysis Type(s):**  
**Procedure(s):**  
**Topic(s):**  
**Module(s):** BDK  
**Input file(s):** [automatic\\_spring\\_constant.dat](#)

## 1 Problem Description

The problem consists of three steel members, as shown in Fig. 1. Member 1 is subjected to a compressive load  $P$ . Its displacements and torsional rotations at the lower end are fixed and there are pinned supports in the middle and at the top. Moreover, the top of member 1 is rigidly connected to the rest of the structure. In order to determine the buckling resistance of member 1 in BDK, the spring constant values are computed automatically at node 1, 2 and 3 using the literal AUTO in the CVA, CVE and CVM input.

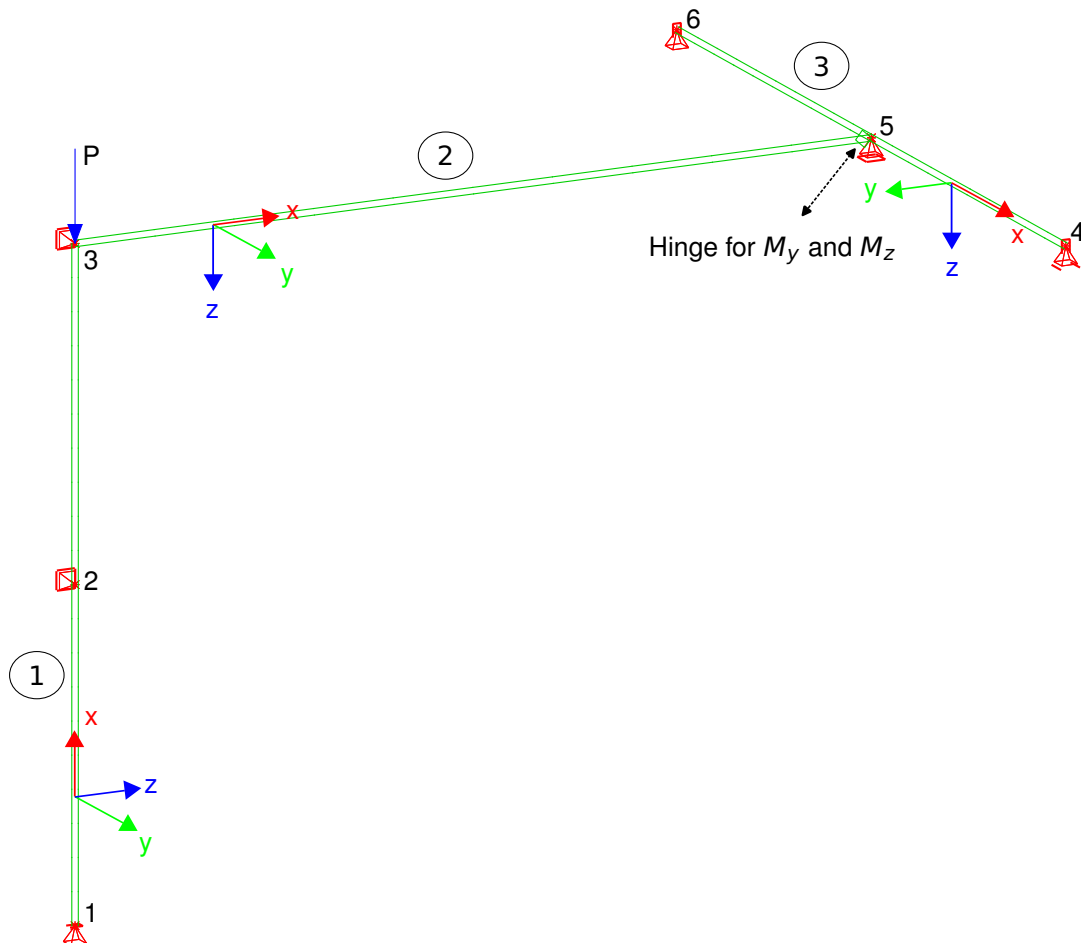


Figure 1: Problem Description

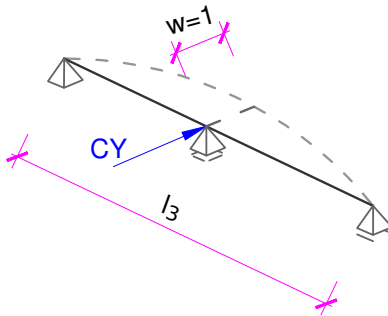
## 2 Reference Solution

Based on the approach described in [1], the reference values of the spring constants at node 3 are calculated from the stiffness of the connected beams 2 and 3 in consideration of the boundary conditions:

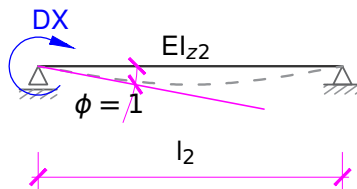
Table 1: Model Properties

Analytical Solution

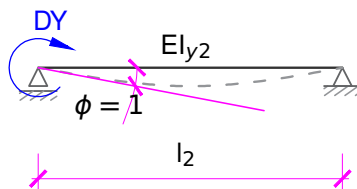
$$CY = \frac{48EI_{z3}}{l_3^3}$$



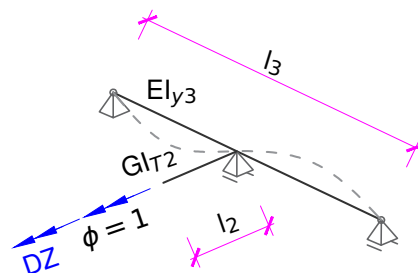
$$DX = \frac{3EI_{z2}}{l_2}$$



$$DY = \frac{3EI_{y2}}{l_2}$$



$$DZ = \frac{1}{\frac{l_2}{GI_{T2}} + \frac{l_3}{12EI_{y3}}}$$



## 3 Model and Results

The properties of the model are listed in Table 2. Standard cross-sections and a standard steel material are used.

Table 2: Model Properties

	Member 1	Member 2	Member 3
Material	S 355	S 355	S 355
Cross-Section	RHS 260x180x10	SHS 180x10	HEA 220
$A [cm^2]$	83	67	64
$I_T [cm^4]$	8933.0	5142.4	28.2
$I_y [cm^4]$	7740.2	3193.0	5410.8
$I_z [cm^4]$	4350.3	3193.0	1954.6
Length [m]	8	10	10

The spring constant values provided by SOFiSTiK agree very well with the reference, as shown in Table 3. There are only small differences, which can be mainly attributed to longitudinal and shear deformations considered by SOFiSTiK but not in the reference.

Table 3: Spring constant values

	Ref.	SOF.	$e_r$ [%]
CZ [kN/m]	197.0	196.5	0.28
DX [kNm/rad]	2011.6	2009.7	0.09
DY [kNm/rad]	2011.6	2009.7	0.09
DZ [kNm/rad]	403.1	402.9	0.03

## 4 Conclusion

This example verifies the spring constant values that are computed automatically in BDK. It has been shown that they are determined accurately from a linear analysis. However, it should be made sure that connected beams are not or only insignificantly subjected to compressive forces because they can lead to a considerable reduction of the bending stiffness [1]. In those cases, as illustrated in Figure 2, a global analysis that takes second order effects and imperfections into account can be used to verify the structural stability as described in [2].

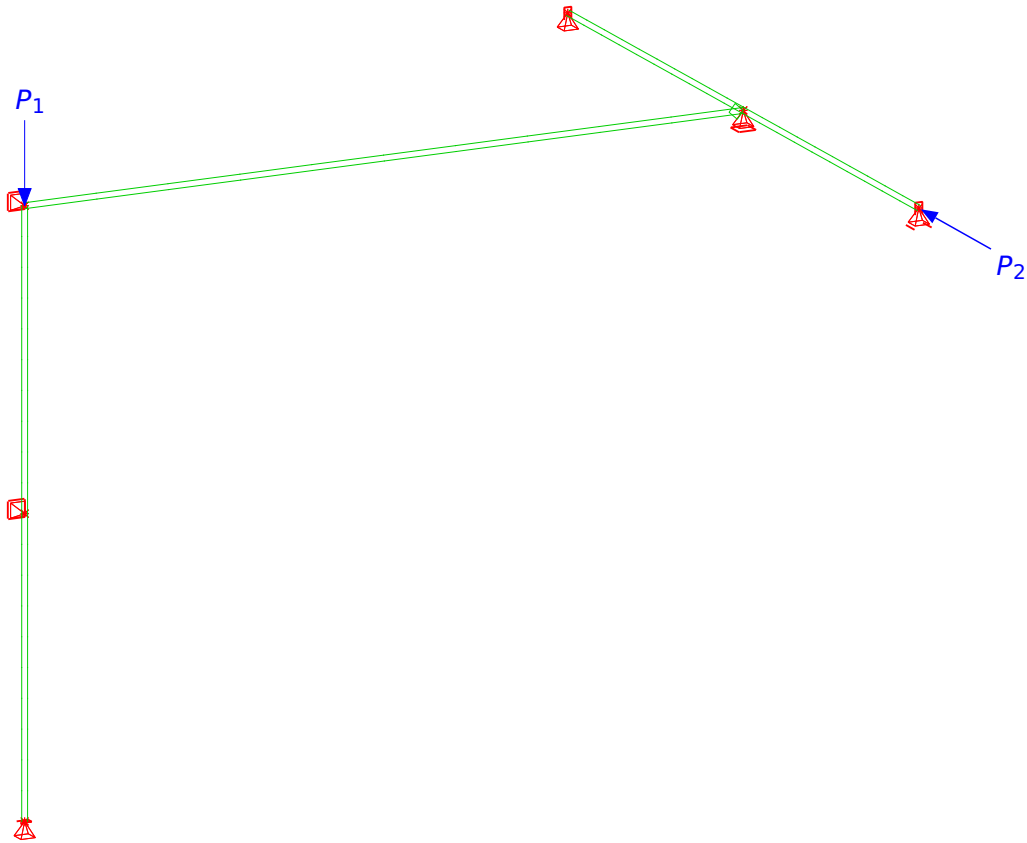


Figure 2: Example with 2<sup>nd</sup> Order Effects

## 5 Literature

- [1] C. Petersen. *Statik und Stabilität der Baukonstruktionen*. 2nd. Vieweg, 1982.
- [2] U. Kuhlmann and F. Jörg. *Stahlbaunormen - DIN EN 1993-1-1: Allgemeine Bemessungsregeln und Regeln für den Hochbau*, in *Stahlbau-Kalender 2020*. Ernst & Sohn, 2020.